

Human IL-7 R alpha&TSLPR Protein

Cat. No. ILT-HM107

Description

| | |
|-------------------------|---|
| Source | Recombinant Human IL-7 R alpha&TSLPR Protein is expressed from HEK293 with His tag at the C-terminus. It contains Glu21-Asp239 (IL-7 R alpha) and Gln23-Lys231 (TSLPR). |
| Accession | P16871-1(IL-7 R alpha)&Q9HC73-1(TSLPR) |
| Molecular Weight | The protein has a predicted MW of 31.18 kDa (IL-7 R alpha) and 29.03 kDa (TSLPR). Due to glycosylation, the protein migrates to 58-68 kDa (IL-7 R alpha) and 50-58 kDa (TSLPR) based on Bis-Tris PAGE result. |
| Endotoxin | Less than 1EU per µg by the LAL method. |
| Purity | > 95% as determined by Bis-Tris PAGE > 95% as determined by HPLC |

Formulation and Storage

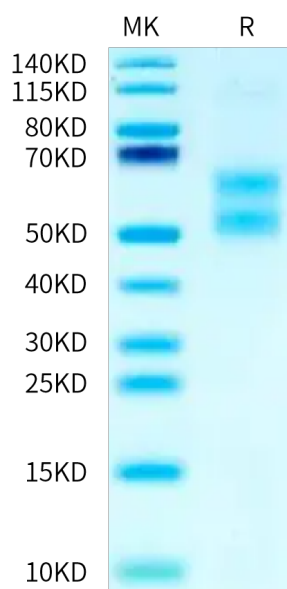
| | |
|--------------------|--|
| Formulation | Supplied as 0.22 µm filtered solution in PBS (pH 7.4). |
| Storage | Valid for 12 months from date of receipt when stored at -80°C. Recommend to aliquot the protein into smaller quantities for optimal storage. Please minimize freeze-thaw cycles. |

Background

IL-7R alpha & TSLPR is an heterodimeric receptor, with TSLP as the ligand, which initiates downstream signaling pathways upon binding to TSLP and subsequently participates in thymus development and immune cell generation. Among them, IL-7R alpha is a component of both the IL-7 and TSLP receptors.

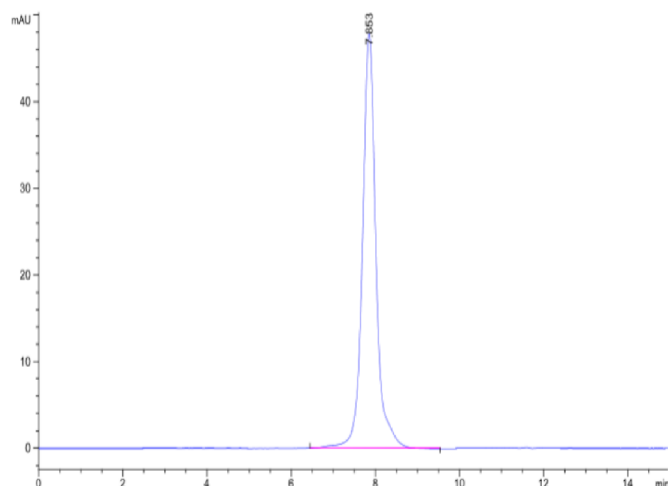
Assay Data

Bis-Tris PAGE



Human IL-7 R alpha&TSLPR on Bis-Tris PAGE under reduced condition. The purity is greater than 95%.

SEC-HPLC



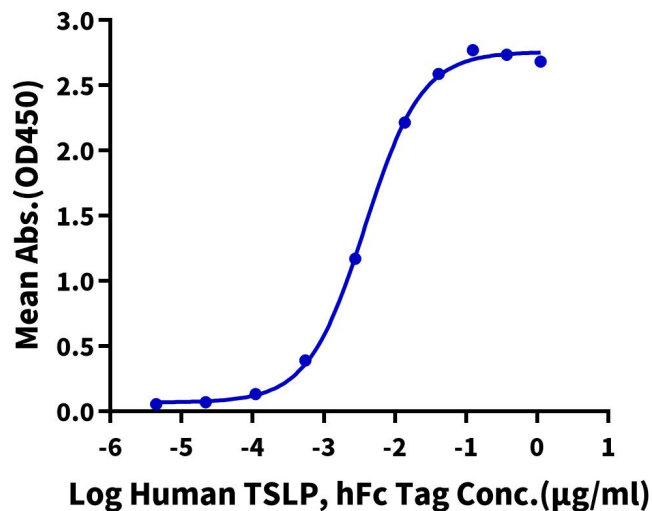
The purity of Human IL-7 R alpha&TSLPR is greater than 95% as determined by SEC-HPLC.

Assay Data

ELISA Data

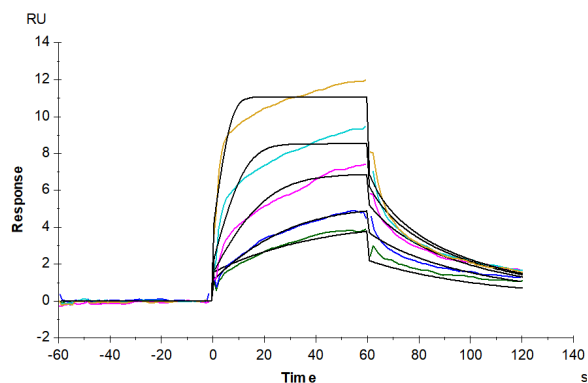
Human IL-7R alpha&TSLPR, His Tag ELISA

0.1 µg Human IL-7R alpha&TSLPR, His Tag Per Well



Immobilized Human IL-7R alpha&TSLPR, His Tag at 1 µg/ml (100 µl/well) on the plate. Dose response curve for Human TSLP, hFc Tag with the EC₅₀ of 3.8 ng/ml determined by ELISA (QC Test).

SPR Data



Human IL-7R alpha&TSLPR, His Tag captured on CM5 Chip via Anti-His Antibody can bind Human IL-7, No Tag with an affinity constant of 15.54 nM as determined in SPR assay (Biacore T200).